



An-Najah National University
Computer Engineering Department

Title: Your Way to Freelance

Students Names:

- 1) Yaser Sayeh
- 2) Yasmeen Nassar

Supervisor:

Dr.Muna Dumaidi

Date: 18/5/2022

Presented in partial fulfillment of the requirements for Bachelor degree in
Computer Engineering

Acknowledgment:

The authors would like to thank their parents for their non stopping support throw their years of studying in the university, they also would like to acknowledge the work that was done by an Najah National university and its instructors for the support and ideas that was taken in consideration when developing this project. And finally, a big thank for our supervisor Dr Muna Dumaidi for putting us in the right path to make this project feasible.

DISCLAIMER:

“This report was written by students at the computer engineering department, Faculty of Engineering, An-Najah National University.

It has not been altered or corrected, other than editorial corrections, as a result of assessment and it may contain language as well as content errors. The views expressed in it together with any outcomes and recommendations are solely those of the students.

An-Najah National University accepts no responsibility or liability for the consequences of this report being used for a purpose other than the purpose for which it was commissioned. “

Contents

1 Abstract.....	5
2 Introduction.....	6
3 Constrains and Earlier Coursework	
3.1 Constraints Limitations:	7
3.1.1 Dart Language:	7
3.1.2 The continues updates of dart language:	7
3.1.3 Used Local Server.	8
3.2 Earlier Coursework:.....	8
4 Literature Reviews.....	9
5 Methodology	
5.1 Database:	10
5.2 Nonfunctional Requirements.	10
5.3 Functional Requirements and System Features.....	11
5.4 Your Way to Freelance Application	12
6 References.....	22

Abstract:

The project is a mobile-based platform that enables self-employed individuals to connect with employers. The user interface is interactive, as it lets the employers check the details of the user and find the right person for the job throughout multifunction system. Through this application, users can easily enter their profile and all the details to get a job opportunity. It also allows the user to offer a job opportunity. There are platforms similar to this idea such as Up work platform, we had it as a professional and trusted reference and also as a market benchmark .

Introduction:

Today's era is the **era of digitalization**. This generation believes in typing over writing and in robots over humans. The concept of work from home sounds so lucrative to everyone. People have made their own small virtual worlds on phones and laptops. While traveling in the metros. In this superfast digitizing world freelancing is just another stride towards technology.

Freelancing has become a popular trend these days. People doing freelancing finds independent lifestyle, good salary, can get to know high skilled people and become experts in a certain area within a very short time.

unemployment has already put a great pressure on large numbers of youths. Along with the social pressure of becoming stable and dependent and able to start their own family. Our application came to help in solving these Problems and Giving the unemployed the opportunity to find good job opportunities with good working conditions.

Constrains and Earlier coursework

We have faced many constrains while creating this project , the most major one was that this is the first time we work with Flutter ,so our knowledge of dart was few. And these are some constrains that we have faced other than the major one :

3.1.1 Dart Language:

Dart language which our project depends on it , is relatively new compared to other languages. The resources of it is limited , so it was hard to learn it from zero and we have faced a large number of problems that have not been solved yet.

3.1.2 The continues updates of dart language:

Dart is a new language as said above and because of that it has so many updates within short period which forces us to change the way we call the functions and use the attributes to up-to-date with every new version of Dart .

3.1.3 Used Local Server

In this project we used a local server so we had to change the IP address in our code in every time the IP changed. This problem wasted our time due to the big size of the code.

3.2 Earlier Coursework

The object-oriented principles that we took in java course were very useful to use in implementing many features of this app since Dart is considered an OOP language too. And as for the advance software and critical thinking, the skills that we gained from taking these courses like how to prepare for the development and do the research needed for this stage helped us a lot in finishing this project. As for the web course we used the PHP in our backend, MYSQL in our Database and that helped us a lot that we had learnt how to use it.

4 Literature Review

As more and more companies are turning up to freelancers for their works, the picture ahead seems bright. With ever-growing number of startups, the field of freelancing is already pacing towards its zenith.

Freelance marketplaces provide a marketplace for freelancers and buyers. Service providers or sellers create a profile where they include a description of the services they offer, examples of their work and in some cases information about their rates. Buyers register and complete a basic profile, and then post projects outlining their requirements. Buyers will then bid for these projects on a fixed price or hourly basis.

5 Methodology

In this project we used a cross platform framework which it's **Flutter** that provide us applications that can work on **Android** and **IOS**.

5.1 Database

In this project we used **MYSQL** Database which is one of the most recognizable technologies in the modern big data ecosystem. Often called the most popular database and currently enjoying widespread, effective use regardless of industry, it's clear that anyone involved with enterprise data or general IT should at least aim for a basic familiarity of **MySQL**.

5.2 Nonfunctional Requirements

5.2.1 Availability

The project can be used by any user Whether he was using a IOS or ANDROID

5.2.2 Acceptability

We have made the user interface as simple as possible and the platform is easy to use by general

5.2.3 Portability

We can assure that our project can run on all of the platforms (Android, IOS) without making any error.

5.2.4 Security

We encrypted all passwords using MYSQL

5.3 Functional Requirements and System Features

Creative Design features are designed and arranged to be able to provide convenience to the customer and the freelancer, so they will live the best experience while they are using the application.

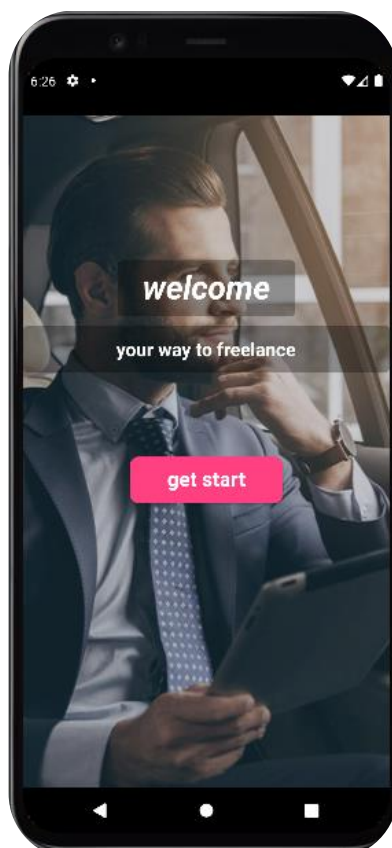
5.4 Your Way to Freelance Application

- **Application Description**

The application is a unique marketplace where anyone with a relevant skill set can find a job regardless of their age, gender, educational background, and employment history

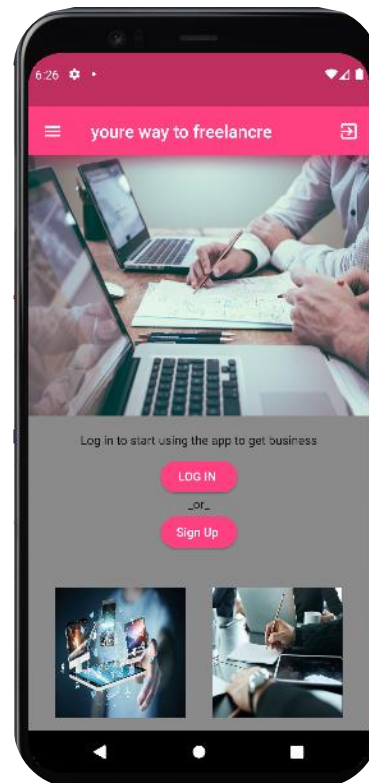


- **Application Structure:**



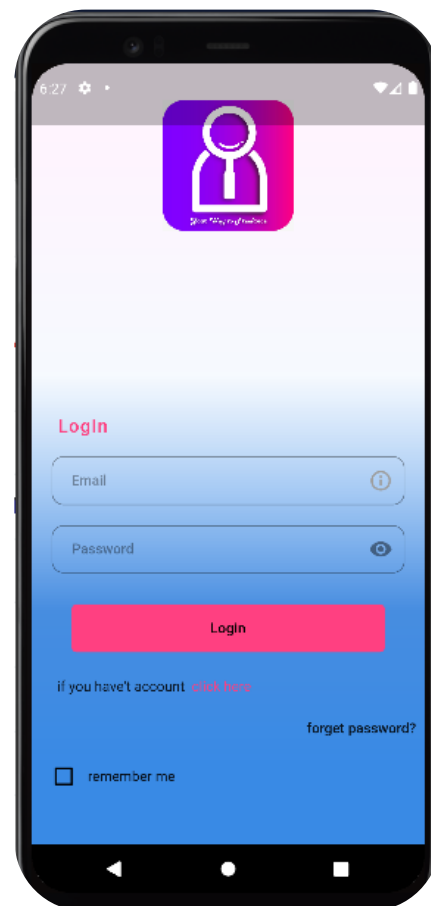
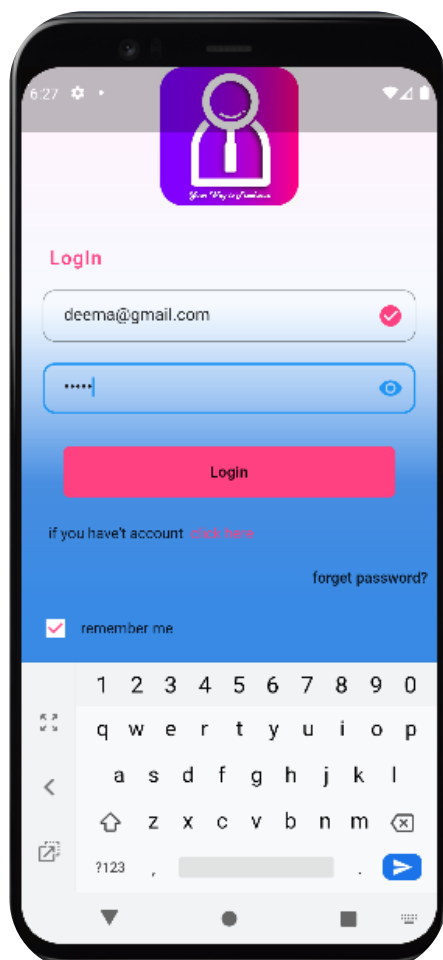
1. **Welcome Page:** the first page the subscriber will see. Click on "Get Started" to go to the second page

2. **Get Started Page:** If you already have an account press on "Log In" button or you have to sign up

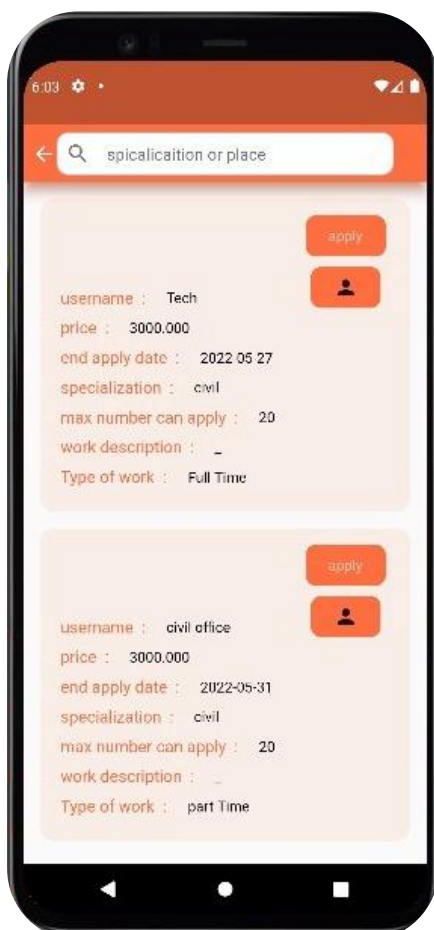
A smartphone screen displaying the 'SIGNUP' page. At the top is a profile icon placeholder. Below it, the word 'SIGNUP' is written in orange. There are seven input fields: 'Email', 'Full Name', 'Phone number', 'Specialization', 'skills:', 'Password', and 'Confirm Password'. Each field has an information icon (i) or an eye icon. At the bottom is an orange 'Register' button. Below the button, it says 'if you have account [click here](#)'.

3. **Sign Up Page:** At the first time, the subscriber should sign up through the email

4. Login Page: If you already have an account, you can login by your email and password with "remember me " function. In addition, you can restore your password in case you forget it.



5. Home Page: through this page you can make many functions such as: search for a work, follow up your job applications, add a new work opportunity, search for a user, etc.



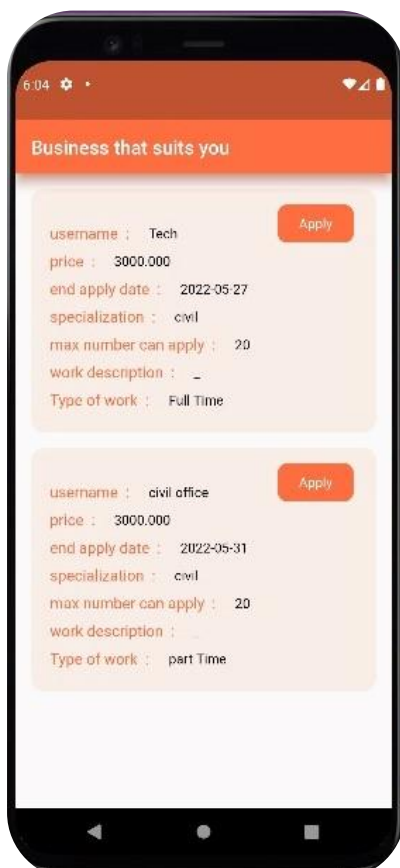
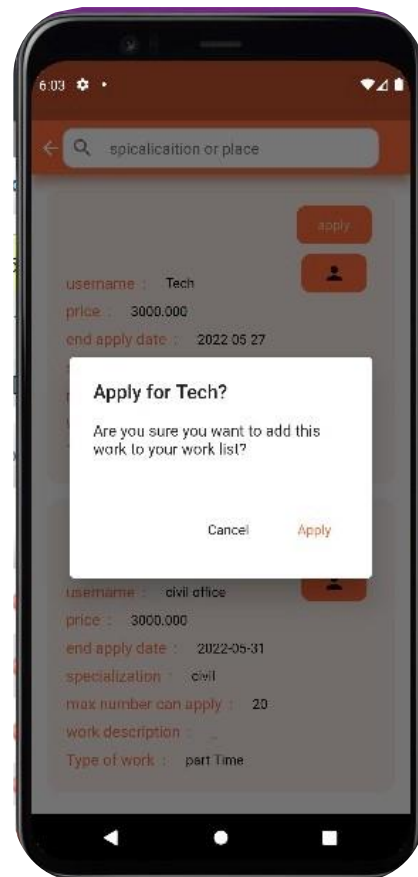
6. Search for a work Page: through this page You can apply for any job opportunity that suits your skills and experiences. You can search for any company or specialization you interested in.

7. confirmation Pop up

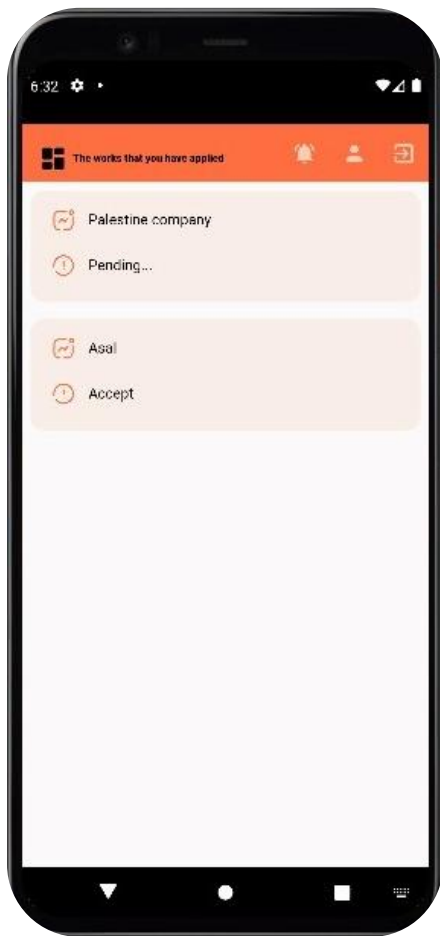
If you click on Apply, this work will be added to the list of works that I have applied for. It will appear to the employer that I have applied for this job

8. Businesses suits your Skills page:

You can find in this page job opportunities that fit your skills

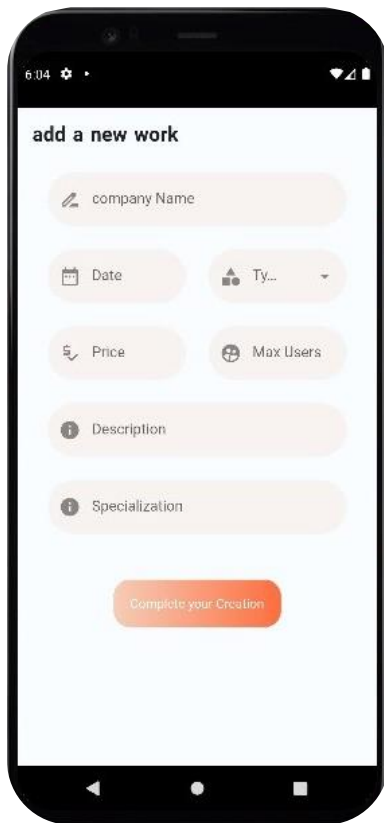


9. Job Applications Page: it shows the status of your job applications



10. User Profile Page: this page shows the user information like work added and some functions like sending message, email and calling.



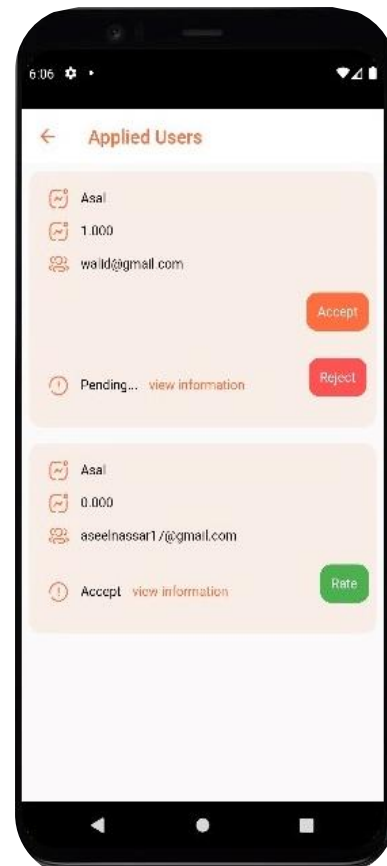
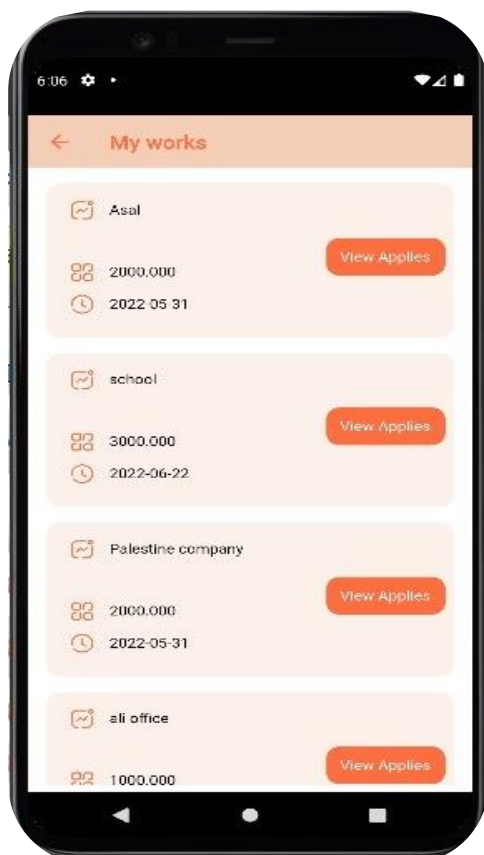


11.add a New Work Page: you can add many jobs opportunities to your profile (the job you added will appear in your profile in work added item)

12. Works Added Page :

On this page I can see all of my work:

I can see the people who have done this work through



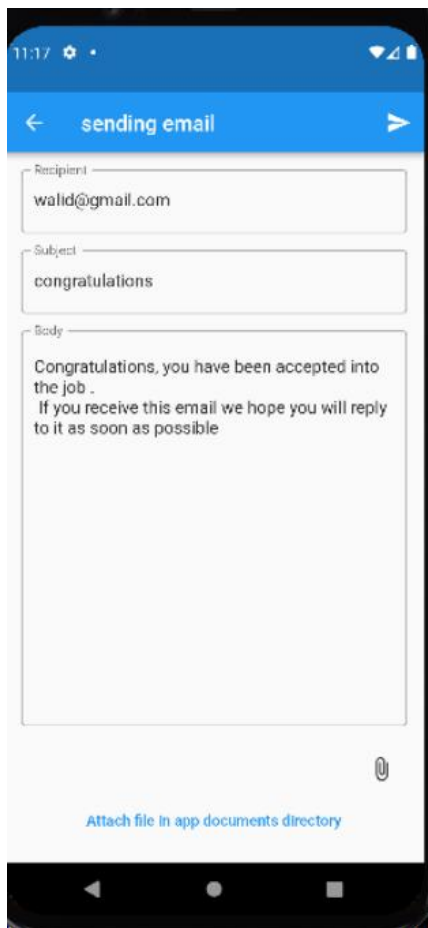
I can accept or reject job applicants:
I can see all their data by viewing their profile page

When accepting or rejecting any user, a notification of acceptance or rejection will be given.

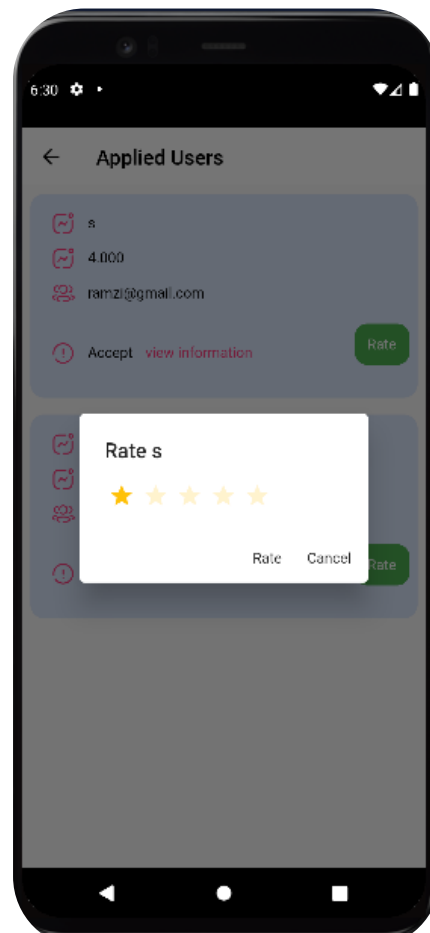
But if he is accepted, he will receive an email that he has been accepted

When any user has already accepted it can be rated

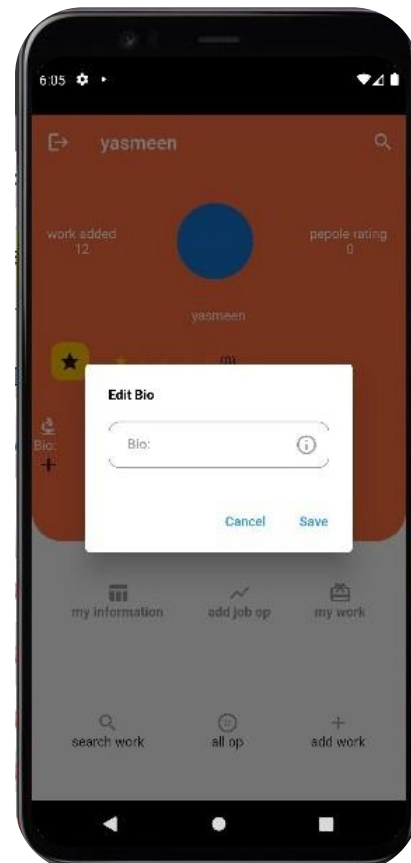
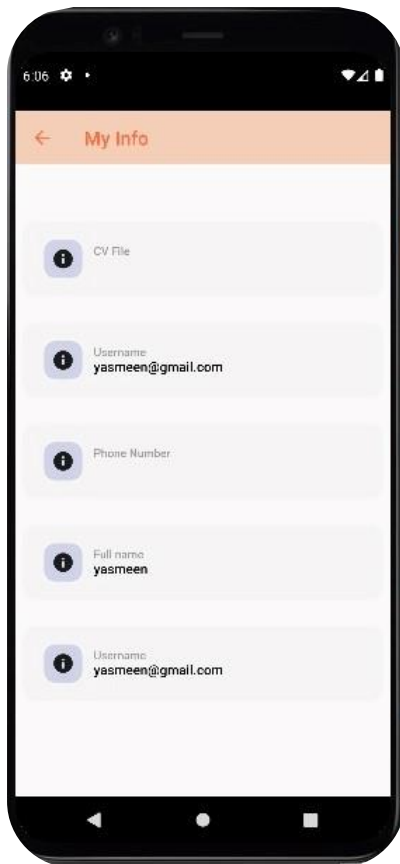
If he's accepted to work, an email will get him that he's been accepted. and he'll get a notice of acceptance.



Fixed email to accepted users



Rating user



15. Personal profile Pages:

- Bio Page:

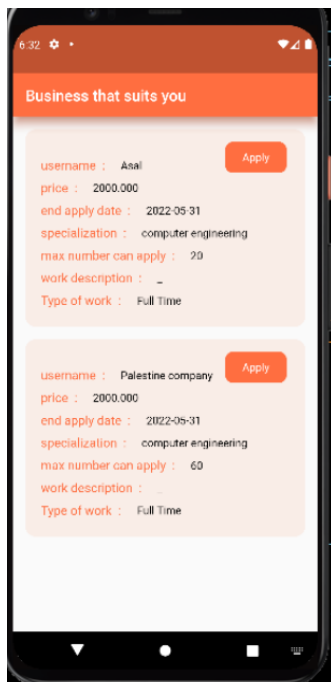
You can put a profile about you to be seen by those who visit Pro

-My Info Page

I can add or edit my information here

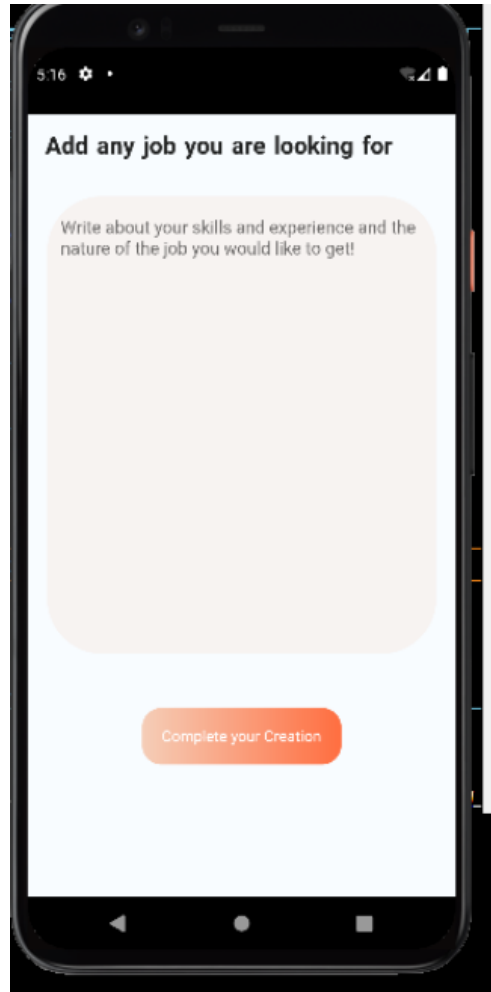
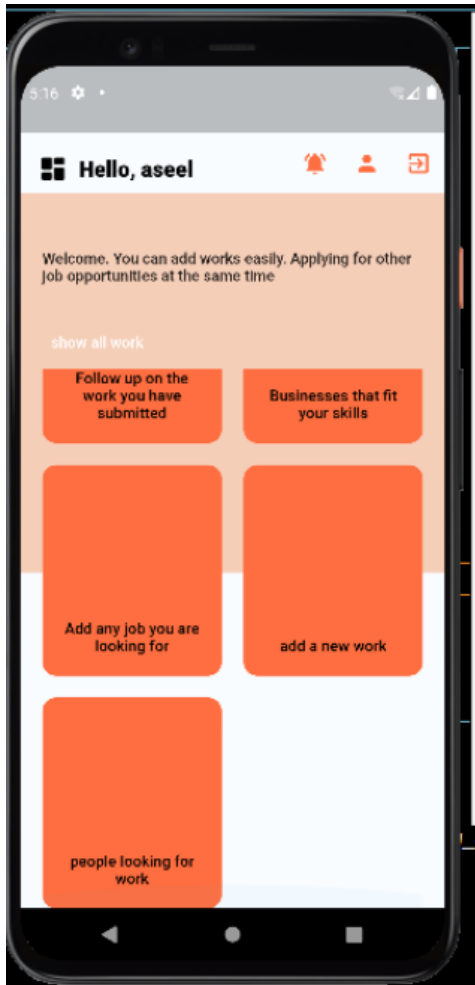
16. Businesses suits your specialization page:

The list of works here will be filtered based on the specialization you entered on the registration page. This makes it easier for the user to get the business that suits him.

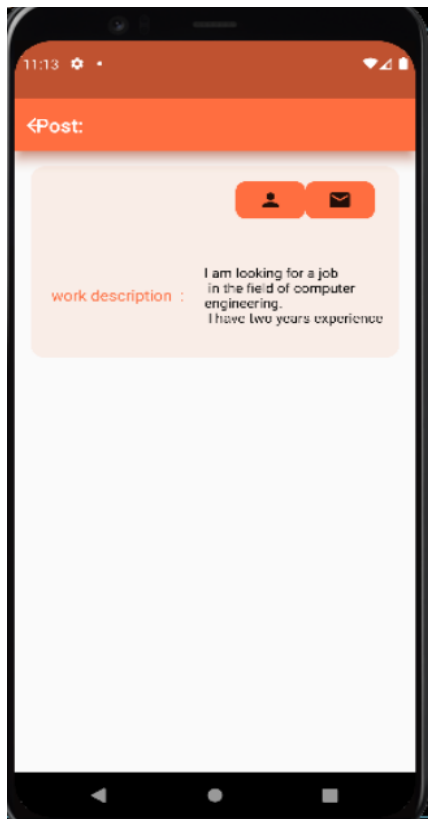


17. You can add a post that you are looking for work and will be displayed to the user's:

In the event that the work presented in the application does not suit me, or I want to increase my chance of getting a job, I can add the details I want here.

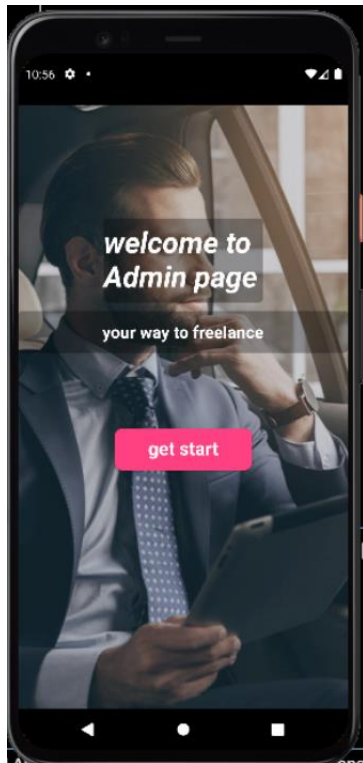


**20- I can see all business offers added by users from here.
I can view their data and communicate with them directly via e-mail.**

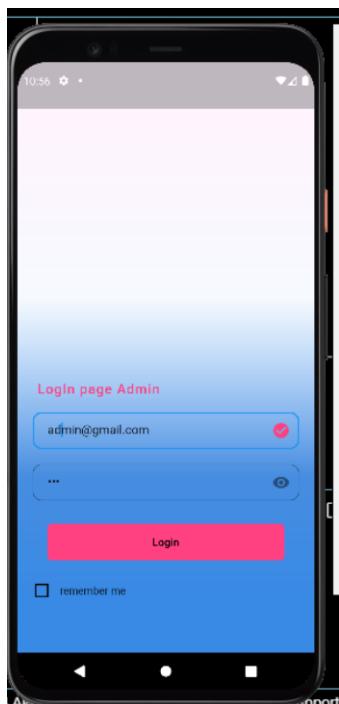


Admin Pages:

* get started page :

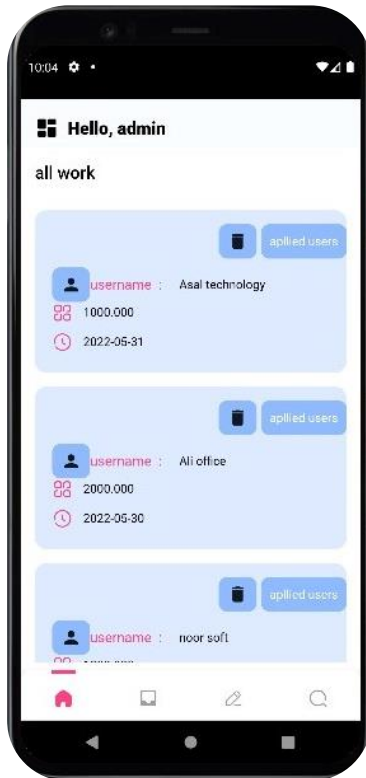


Login page :

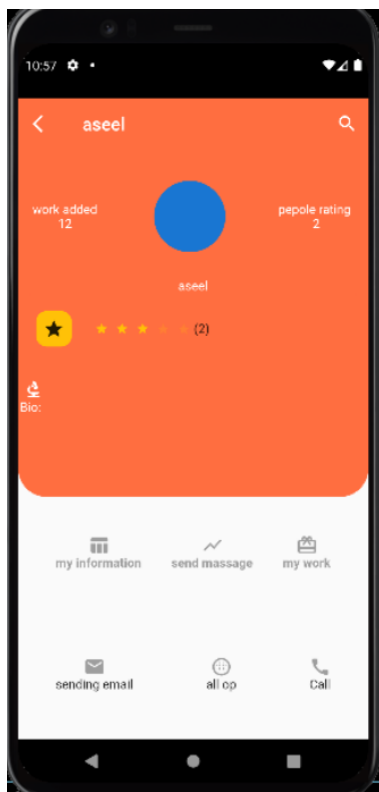


All work page :

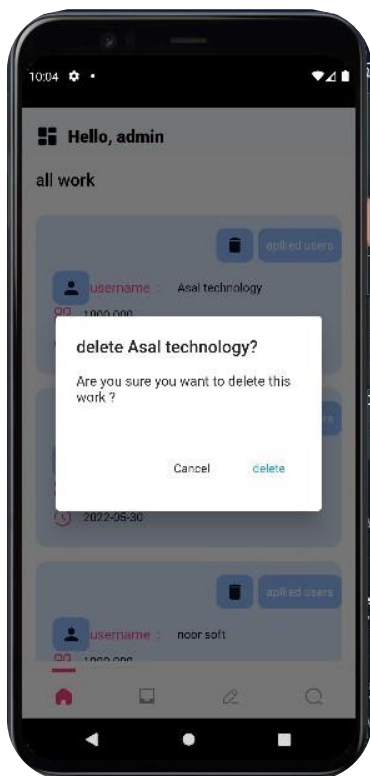
The admin can view all the works, and he can see the business owners and people who have done these works, and he can delete these works



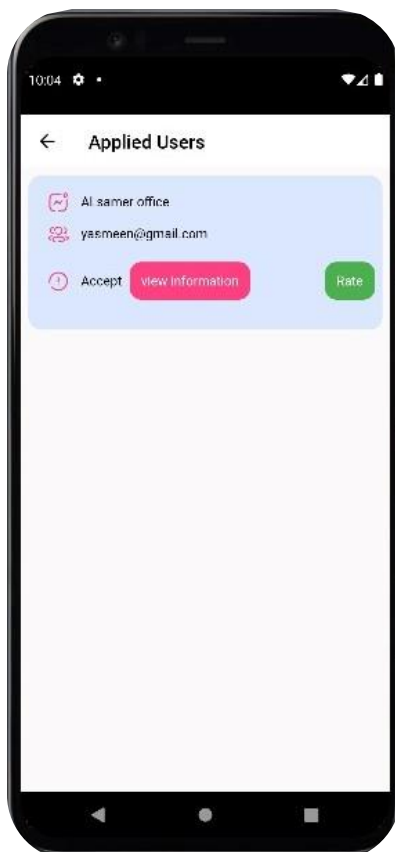
Admin can show profile page for user :



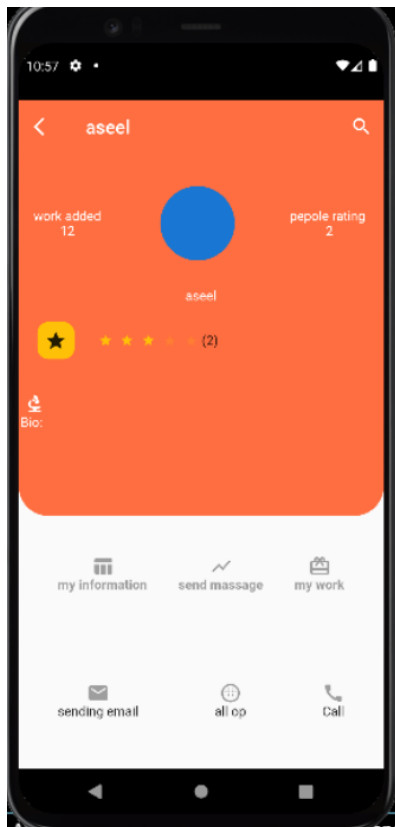
And delete work :



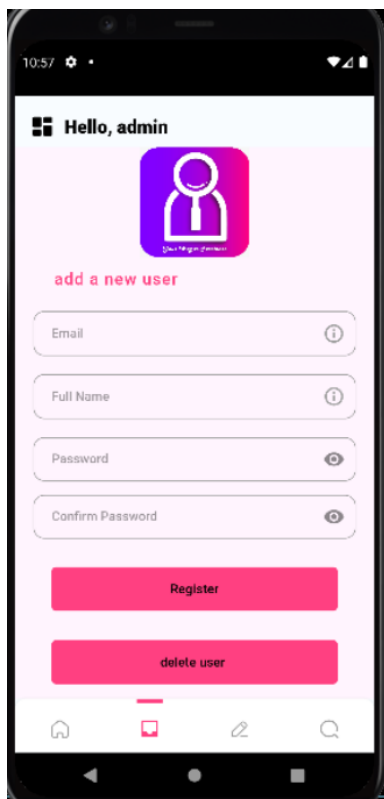
And show applied user (information and profile page for each one):



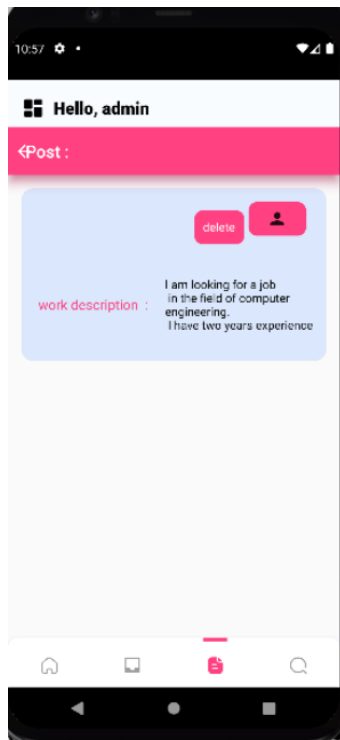
View information for applied user:



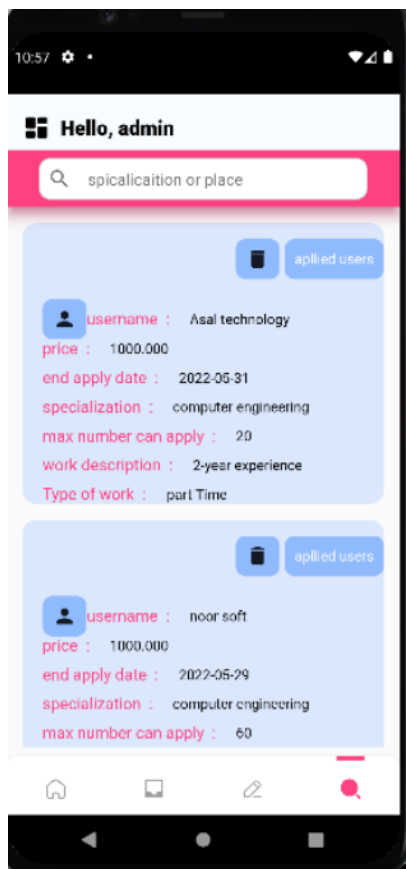
***admin can delete or register new user :**



***admin can show all post and profile page for user and delete the post :**



***Admin can search work by specialization or username :**



Future work

1- It is possible to add a method of communication for the application, for example, messages, provided that the conversations between the employer and the person accepted at work are recorded to ensure the right of people.

2- It is possible to make the post more interactive by adding comments or interactions

Conclusion

At the end of the project, we made an application which go along with modern uses, and we faced

some problems along the way, but with effort we were able to challenge ourselves and solve the

problems that we faced.

We were satisfied with what we have achieved in this project, and we tested ourselves with the knowledge we

have gathered through the years and we were able to put it into good production, and we managed to present a

complete system To make it easier for people to find work.

References

1. *History of freelancing - a tale from the Ancient Time*. Truelancer Blog. (2018, June 29). Retrieved May 19, 2022, from <https://blog.truelancer.com/history-of-freelancing/>
2. Sayed, M. A. (2018b, December 27). *The rise of freelancing and it's impact in socio-economic development of Bangladesh, a sociological study*. Md Ashfak Sayed.
https://www.academia.edu/38048531/The_rise_of_freelancing_and_its_impact_in_socio_economic_development_of_Bangladesh_a_sociological_study
3. Online course in udemy
<https://www.udemy.com/course/flutter-ar-e-commerce-getx-firebase-full-app-mvc-2022?/>